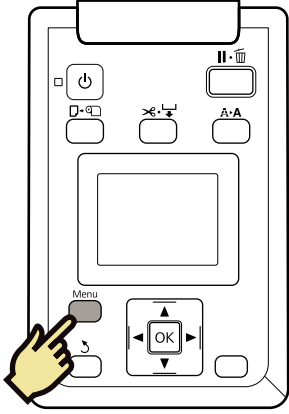
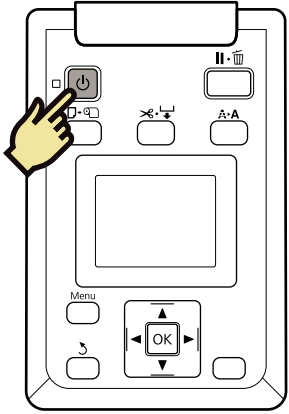


# User Menu Map

★: Default setting



TOP MENU
Print Queues
Paper
Maintenance
Setup
Enlarged Copy
Large Copy / Large Scan

Print Queues
Print Queue*3
Hold Queue*2*3
Savd Job Queue*3
Print Job Log Sheet

Paper
Load/Remove Paper
Select Paper Type
Custom Paper Setting
Print Paper List
Roll Paper Remaining
Remaining Alert

Maintenance
Nozzle Check
Head Cleaning
Head Alignment
Cutter Maintenance

Setup
Printer Setup
Option Setup*4
Printer Status
Network Setup
Power Settings
Preference
Administrator Menu

Print Queue
Waiting Job Name

Hold Queue
View Hold Queue
Resume All J obs

Saved Job Queue
Stored Job Name

Load/Remove Paper
Remove Paper
Roll Paper*2
Roll 1*1
Roll 2*1
Cut Sheet (up to 0.8 mm thick)
Poster Board

Select Paper Type
Plain Paper
Photo Paper
Matte Paper
Others
Custom Paper

Custom Paper Setting
Select Reference Paper
Platen Gap
Detect Paper Thickness
Paper Feed Adjust
Paper Suction
Roll Paper Tension
Remove Skew
Setting Name
Restore Settings

Roll Paper Remaining
ON ★
OFF

Remaining Alert
1~15m

Head Alignment
Auto (Uni-D)
Auto (Bi-D)
Manual (Uni-D)
Manual (Bi-D)

Printer Setup
Roll Paper Setup
Advanced Settings
HP-GL/2 Settings
Restore Settings

Job Detail
Waiting Job Name
User:
Estimated Start Time:
Estimated Print Time:
Printing Availability:

View Hold Queue
Paused Job Name

Job Detail
Stored Job Name
User:
Length:
Pages:
Paper Type:
Copies:
Source:
Size:
Estimated Print Time:

Select Reference Paper
Plain Paper
Photo Paper
Matte Paper
Others
No Paper Selected

Platen Gap
Narrow
Standard ★
Wide
Wider

Cutter Maintenance
Adjust Cut Position
Replace Cutter

Roll Paper Setup
Auto Cut
Cutting Mode
Refresh Margin
Page Line
Roll Paper Margin
Roll End Option
Auto Loading*1
Roll Switch Setting*1
Roll Switch Condition*1

Advanced Settings
Roll Paper Tension
Less Head Scuffing
Drying Time Per Page
Paper Size Check
Paper Skew Check
Store Held Job*2*3
USB Timeout

HP-GL/2 Settings
Quality
Output Size
Margin
Margin Options
Rotate
Mirror
Select Palette
Define Palette
Line Merge
Reset HP-GL/2 Settings

Restore Settings
Yes
No

Quality
Speed
Fine ★

Output Size
Auto
A Series
US-ANSI
US-ARCH
B Series
Photo Series
Others
User Defined

Margin
3mm ★
5mm

Margin Options
Standard ★
Add Margins
Clip By Margins

Rotate
0° ★
90°
180°
270°

Mirror
ON
OFF ★

Select Palette
Software ★
Default
Palette A
Palette B

Define Palette
Palette A ★
Palette B

Line Merge
ON
OFF ★

Reset HP-GL/2 Settings
Yes
No

Job Detail
Paused Job Name
User:
Paper Type:
Source:
Size:
Reason For Hold:

Paper Feed Adjust
Pattern
Value

Paper Suction
-4 to 0

Roll Paper Tension
Normal ★
High
Extra High

Remove Skew
ON ★
OFF

Restore Settings
Yes
No

Adjust Cut Position
-3 to 3m

Auto Cut
ON ★
OFF

Cutting Mode
Normal ★
Silent

Refresh Margin
ON ★
OFF

Page Line
ON ★
OFF

Roll Paper Margin
Normal ★
Top15mm/Bottom15mm
Top35mm/Bottom15mm
Top45mm/Bottom15mm
3 mm
15 mm

Roll End Option
Continue
Stop Printing ★
Reprint*3

Auto Loading
ON ★
OFF

Roll Switch Setting
Auto ★
Roll 1
Roll 2

Roll Switch Condition
Paper Type
Paper Length
Paper Width
Print Job Priority*3

Roll Paper Tension
1 to 5

Less Head Scuffing
ON
OFF ★

Drying Time Per Page
Off to 60 minutes

Paper Size Check
ON ★
OFF

Paper Skew Check
ON ★
OFF

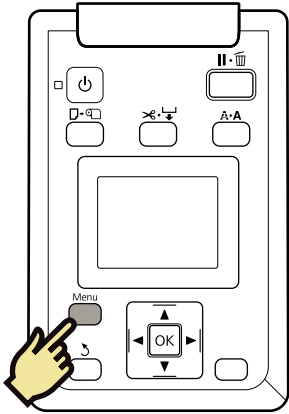
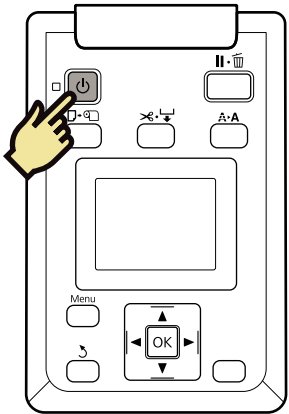
Store Held Job
ON
OFF ★

USB Timeout
10 to 600 seconds

\*1: SC-T7200D Series/SC-T5200D series only  
\*2: SC-T7200 Series/SC-T5200 Series/SC-T3200 series only  
\*3: When the optional hard disk unit or Adobe PostScript 3 Expansion Unit has been connected only  
\*4: When the optional Adobe PostScript 3 Expansion Unit has been connected only

# User Menu Map

★ : Default setting



TOP MENU
Print Queues
Paper
Maintenance
Setup
Enlarged Copy
Large Copy / Large Scan

Setup
Printer Setup
Option Setup <sup>*4</sup>
Printer Status
Network Setup
Power Settings
Preference
Administrator Menu

Option Setup
PS3 Expansion Unit

Printer Status
Firmware Version
Option Status
Show Total Prints
Print Status Sheet

Network Setup
IP Address Setting
IPv6 Setting
IPsec Setting
PSK Setting
IEEE802.1x Setting
HTTPS Redirect Setting
Print Status Sheet
Restore Settings

Power Settings
Sleep Mode
Power Off Timer
Restore Settings

Preference
Language
Unit: Length
Alert Lamp Setting

Administrator Menu
Change Password
Operational Control
Power Cleaning
Manage HDD <sup>*3</sup>
Printer Mode
Date And Time
Time Zone
Reset PS Settings <sup>*4</sup>
Reset All Settings

PS3 Expansion Unit
Version
PS Status Sheet
Output Size
Quality
Color Mode
Dot Correction
CMYK Simulation
RGB Source
Rendering Intent
Black Pt Compensation
Auto Rotate
Caching To HDD
PS Error Sheet

IP Address Setting
Auto ★
Panel

IPv6 Setting
Enable
Disable ★

IPsec Setting
Enable
Disable ★

IEEE802.1x Setting
Enable
Disable ★

HTTPS Redirect Setting
Enable
Disable ★

Restore Settings
Yes
No

Sleep Mode
5 to 210 minutes

Power Off Timer
OFF ★
1 to 24 hours

Restore Settings
Yes
No

Language
日本語 ★
English
Français
Italiano
Deutsch
Português
Español
Nederlands
Русский
한국어
中文

Unit: Length
m ★
ft/in

Alert Lamp Setting
ON ★
OFF

Operational Control
Network Setup

Manage HDD
Format Hard Disk

Printer Mode
Auto ★
PostScript <sup>*4</sup>
HP-GL2

Date And Time
MM/DD/YY HH.MM

Reset PS Settings
Yes
No

Reset All Settings
Yes
No

Version
PostScript version
PDF version

Output Size
Auto
A Series
US-ANSI
US-ARCH
B Series
Photo Series
Others
User Defined

Quality
Speed
Normal ★
Fine

Color Mode
Color ★
Grayscale

Dot Correction
ON
OFF ★

CMYK Simulation
SWOP v2
US Web Uncoated v2
US Sheetfed Coated v2
US Sheetfed Uncoated v2
Coated GRACoL 2006
SWOP Grade 3 Paper
SWOP Grade 5 Paper
Coated FOGRA27
Web Coated FOGRA28
Uncoated FOGRA29
Coated FOGRA39
Euroscale Coated v2 ★
Euroscale Uncoated v2
JapanWebCoated (Ad)
JapanColor2001Coated
JapanColor2001Uncoated
JapanColor2002Newspaper
JapanColor2003WebCoate
EPSON_TOYO
EPSON_DIC
OFF

RGB Source
sRGB
Adobe RGB (1998) ★
Apple RGB
ColorMatch RGB
OFF

Rendering Intent
Absolute
Relative
Perceptual ★
Saturation

Black Pt Compensation
ON
OFF ★

Auto Rotate
ON
OFF ★

Caching To HDD
ON
OFF ★

PS Error Sheet
ON
OFF ★

Network Setup
Password Required
No Password Required ★

Format Hard Disk
Yes
No

Enlarged Copy
Color/Grayscale
Auto
Quality
Density

Color/Grayscale
Color ★
Grayscale

Auto
A3->Auto
B4->Auto
A4->Auto ★
B5->Auto
A5->Auto
LTR->Auto
4x6->Auto
A4/2->Banner (Auto)

Other Size
Document Size
Output Size
Border

Quality
Speed
Fine

Density
Five options from Light to Dark

Auto
With Border ★
Borderless

Document Size
A3
B4
A4 ★
B5
A5
LTR
4x6

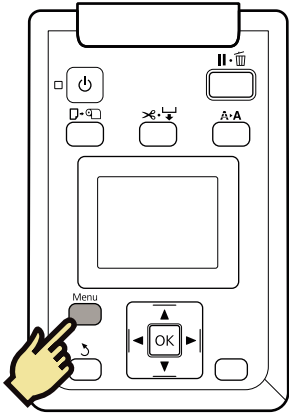
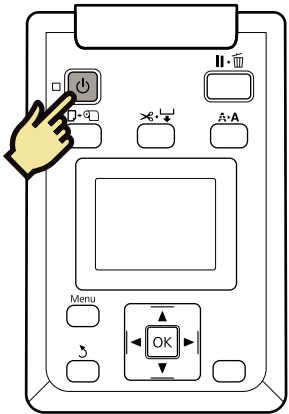
Output Size
A0
USE
B1
A1 ★
US D
B2
US C
A2
A0 (2Sheets)

Border
★
Borderless

\*1: SC-T7200D Series/SC-T5200D series only  
\*2: SC-T7200 Series/SC-T5200 Series/SC-T3200 series only  
\*3: When the optional hard disk unit or Adobe PostScript 3 Expansion Unit has been connected only  
\*4: When the optional Adobe PostScript 3 Expansion Unit has been connected only

# User Menu Map

★: Default setting



TOP MENU
Print Queues
Paper
Maintenance
Setup
Enlarged Copy
Large Copy / Large Scan

Enlarged Copy
Color/Grayscale
Auto
Quality
Density

Color/Grayscale
Color ★
Grayscale

Auto
A3->Auto
B4->Auto
A4->Auto ★
B5->Auto
A5->Auto
LTR->Auto
4x6->Auto
A4/2->Banner (Auto)

Other Size
Document Size
Output Size
Border

Quality
Speed ★
Fine

Density
Five options from Light to Dark

Auto
With Border ★
Borderless

Document Size
A3
B4
A4 ★
B5
A5
LTR
4x6

Output Size
A0
US E
B1
A1 ★
US D
B2
US C
A2
A0 (2Sheets)

Border
With Border ★
Borderless

Large Copy / Large Scan
Copy Settings
Scan Setting*1

Copy Settings
Roll Select
Scaling
Color/Grayscale
Document Type
Width
Quality
Density
Contrast
Background
Sharpness

Roll Select
Roll 1 ★
Roll 2

Scaling
Manual ★
Auto

Manual
25 to 400%

Color/Grayscale
Color ★
Grayscale

Document Type
Text/Line Drawing ★
Tracing Paper
Recycled Paper
Blueprint
Poster

Width
Auto ★
ISO A, US-ANSI, US-ARCH, JIS B, ISO B
cm
inch

cm
20 to 90 cm

inch
8 to 36 in

Quality
Speed ★
Fine

Density
Level -3 to 3

Contrast
Level -3 to 3

Background
Level -3 to 3

Sharpness
Level -3 to 3

Scan Setting
Color/Grayscale
Document Type
Width
Save Image Type
Resolution
File Size Compression
Density
Contrast
Background
Sharpness

Color/Grayscale
Color ★
Grayscale

Document Type
Text/Line Drawing ★
Tracing Paper
Recycled Paper
Blueprint
Poster

Width
Auto ★
ISO A, US-ANSI, US-ARCH, JIS B, ISO B
cm
inch

cm
20 to 90 cm

inch
8 to 36 in

Save Image Type
JPEG ★
PDF

Resolution
Direct Print (360dpi)★
200 dpi
300 dpi
400 dpi
600 dpi

File Size Compression
High
Normal ★
Low

Density
Level -3 to 3

Contrast
Level -3 to 3

Background
Level -3 to 3

Sharpness
Level -3 to 3

\*1: SC-T7200D Series/SC-T5200D series only

\*2: SC-T7200 Series/SC-T5200 Series/SC-T3200 series only

\*3: When the optional hard disk unit or Adobe PostScript 3 Expansion Unit has been connected only

\*4: When the optional Adobe PostScript 3 Expansion Unit has been connected only

# Serviceman Mode Menu Map

★
: Default setting

